

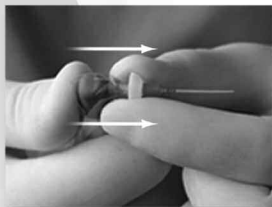
WARNING!

Failure to Follow EndoActivator Instructions Invalidates Warranty

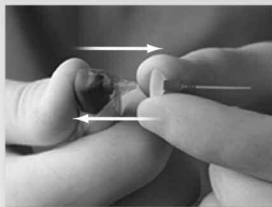
ACTIVATOR TIP REMOVAL



Firmly support the head of the handpiece with your thumb while grasping the white, circular, flange portion of the Activator tip with opposite thumb and forefinger.



Use your thumb to maintain support of the handpiece and pull the Activator tip STRAIGHT off. Keep the handpiece head and Activator tip aligned during the removal process.



The Activator tip snaps ON/OFF in exactly the same alignment. NEVER use a clockwise or counterclockwise motion to remove a tip. NEVER twist, turn or torque the tip when removing.


BATTERY REPLACEMENT



To remove the battery housing, firmly grasp the contra-angled portion of the handpiece with one hand and begin turning the non-removable, screw knob counterclockwise with your other hand.



Rotate the screw knob counterclockwise to progressively disengage the battery housing and remove it from the handpiece. Replace with a high quality lithium battery.



To close compartment, slide housing over the new battery and position the EndoActivator logo as pictured above. ALIGN the orientational tracks within the grooves, and turn the screw knob clockwise until snug.



See Directions For Use

ENDOACTIVATOR WARRANTY INFORMATION

Implied Warranties

Advanced Endodontics guarantees its product for a period of one year after the date of purchase. If any defect due to faulty materials and workmanship occurs within this one-year period, Advanced Endodontics will repair or replace the product at its expense.

The warranty does not cover product and/or product parts that are subject to wear and that can be considered as consumable parts by their nature or that are made of silicone.

The warranty is not valid if a defect is due to damage caused by incorrect use, poor maintenance, or if alterations or repairs have been carried out by persons not authorized by Advanced Endodontics.

Limitation of Remedies

In no event shall Advanced Endodontics or any of its affiliated parties be liable for any special, incidental or consequential damages based upon breach of warranty, breach of contract, negligence, tort, or any other legal theory. Such damages include, without limitation, loss of savings or revenue; loss of profit; loss of use; the claims of third parties; and cost of any substitute equipment or services.

Warranty Restrictions

What is not covered under warranty:

- Activator tips
- Protective barrier sleeves
- Damage caused by misuse, abuse, neglect or alterations
- Normal wear and tear, including chips, scratches, abrasions, cracking, discoloration or fading
- Replacement batteries*

*Special note: If the product is not going to be used for an extended period of time (two weeks or longer), the battery should be removed.



See Directions For Use

ENDO ACTIVATOR

ADVANCED  **ENDODONTICS®**

227 Las Alturas Road Santa Barbara, CA 93103
(800) 753-3636 • (805) 964-8838 • www.endoruddle.com